

AI-powered Optimal Management of Your Electricity Bill

# XVPP Energy Saver

SERVICE INTRODUCTION



Version 1.5 | November 2024

XVPP LAMS

XVPP BESS Ops

XVPP Solar Ops

XVPP EIP

XVPP EnergySaver+Gen

XVPP E

XVPP Amadeus

XVPP EnergySaver

XVPP D1

XVPP 중개거래자원 발전예측

XVPP D2

XVPP ADMS

XV

# XVPP EnergySaver

## SERVICE INTRODUCTION

# Contents

## XVPP EnergySaver Introduction

Target customers	4
Key features	5
Service advantages	6
Service flow	7
Development roadmap	8

## XVPP EnergySaver Premium

Target customers	10
Service contract model	11
Service delivery process	13
Service Implementation	14
Benefits	



# Who can benefit

from XVPP EnergySaver?



Factory  
**Large-scale industrial facilities** such as factories, industrial complex, etc.



Hospital  
**Advanced medical institutions** such as general hospitals



Commercials  
**Large-scale commercial facilities** such as hotels and markets



Buildings  
**Buildings and complexes** with offices and shopping



University  
**University campus**

Any energy-intensive customer looking to enhance energy efficiency and lower electricity costs.



Unsure how to reduce the constantly rising electricity bill.



I wonder how efficient I am with the power consumption.



I've been using the energy as usual, why is my bill so high?



I'd like to know my expected energy bill in advance and act accordingly.



What energy rate plan would be the most cost-efficient?



I want to manage multiple facilities' electricity consumption all at once





# Simple and convenient!

## Get notified for every update

No more tedious logins or app installations—experience complete energy efficiency with a single sign-up.

### Abnormal Power Consumption Detection

Get notified if there's an unusual spike in electricity usage, as the system detects irregular patterns.

### Weekly Power Pattern Analysis

Track changes in usage trends compared to the previous week, view the weekly peak load, and analyze daily consumption patterns.

### Maximum Demand Analysis

Estimate your electricity bill by comparing maximum demand, billing power, and base charges to anticipate any changes.

### Electricity Bill Analysis

Review electricity cost trends over the past three months and explore opportunities to improve energy efficiency.

### Applicable Power Charge Notification

Stay informed about the power levels impacting your electricity bill. Receive alerts when you approach, reach, or exceed the standard threshold."

### Monthly Power Pattern Analysis

Access detailed pattern analysis with comparisons to monthly maximum and average loads, weekly and daily usage trends, and billing power

### Monthly Electricity Bill Report

Compare this month's electricity bill to those of last month and the previous year, and view detailed itemized charges


### Forecast of This Month's Electricity Bill

Based on your current usage pattern, predict what your electricity bill will be. Being informed in advance allows you to take proactive measures to enhance energy efficiency.

# Korea, Japan, and Beyond: A Seamless, Borderless Service

## Supporting major messaging services in each country.

Our platform integrates with leading messengers in each country, including Kakao Talk, LINE, WhatsApp, and more.



## Multilingual Support

We offer support in Korean, English, and Japanese, with the capability to expand based on your needs.



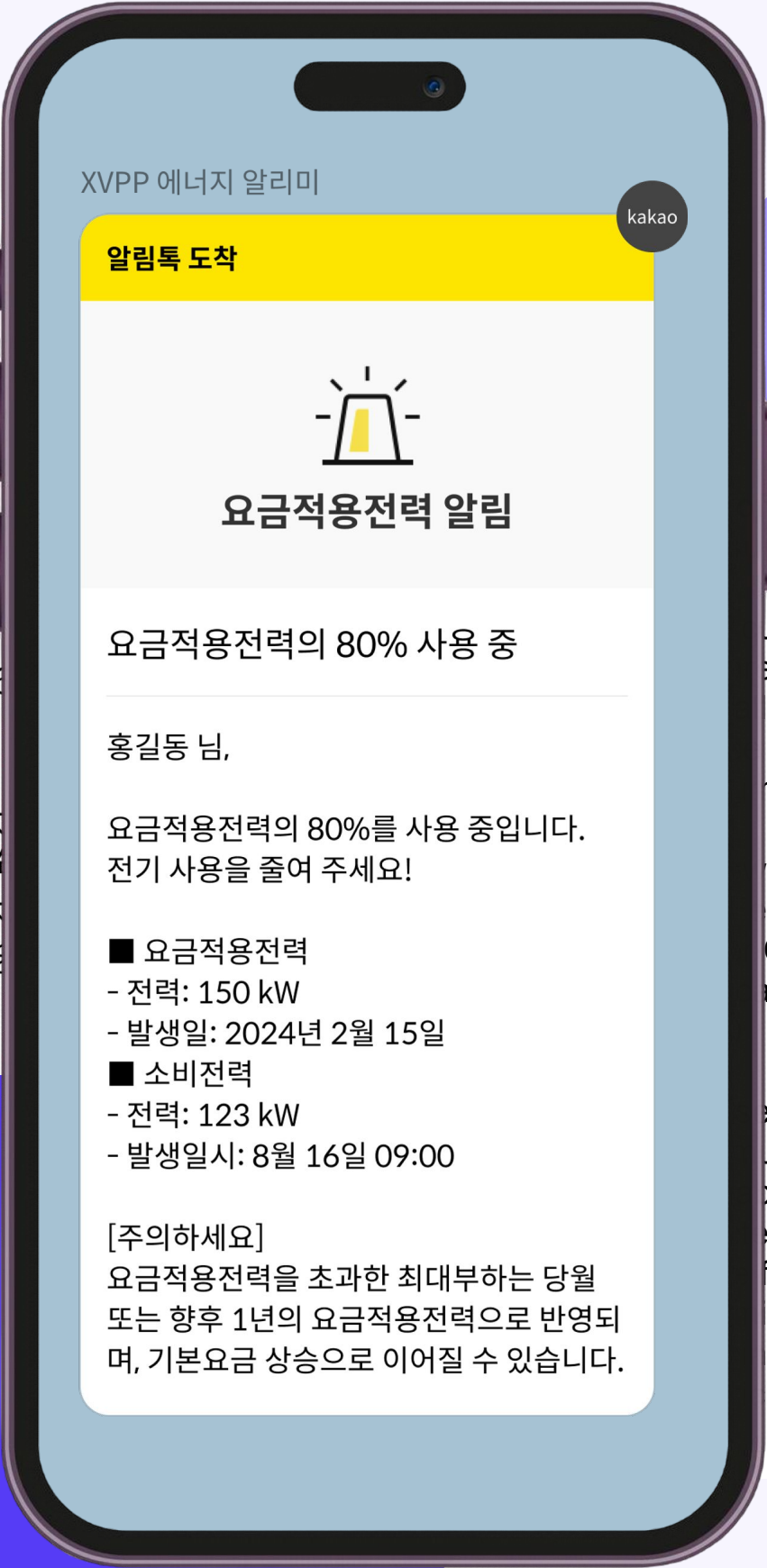
契約電力のお知らせ

[契約電力の超過使用]

〇〇〇さま  
現在の使用量が契約電力を超えています。  
直ちに電力使用量を減らしましょう！

■契約電力：150kW  
■現在の消費電力：160kW

【注意しましょう】  
契約電力を超えた最大は、当月または今後14日の電力に反映され、基本料金に引き上げにつながる可能性があります。



Allowable Power Usage Exceeded

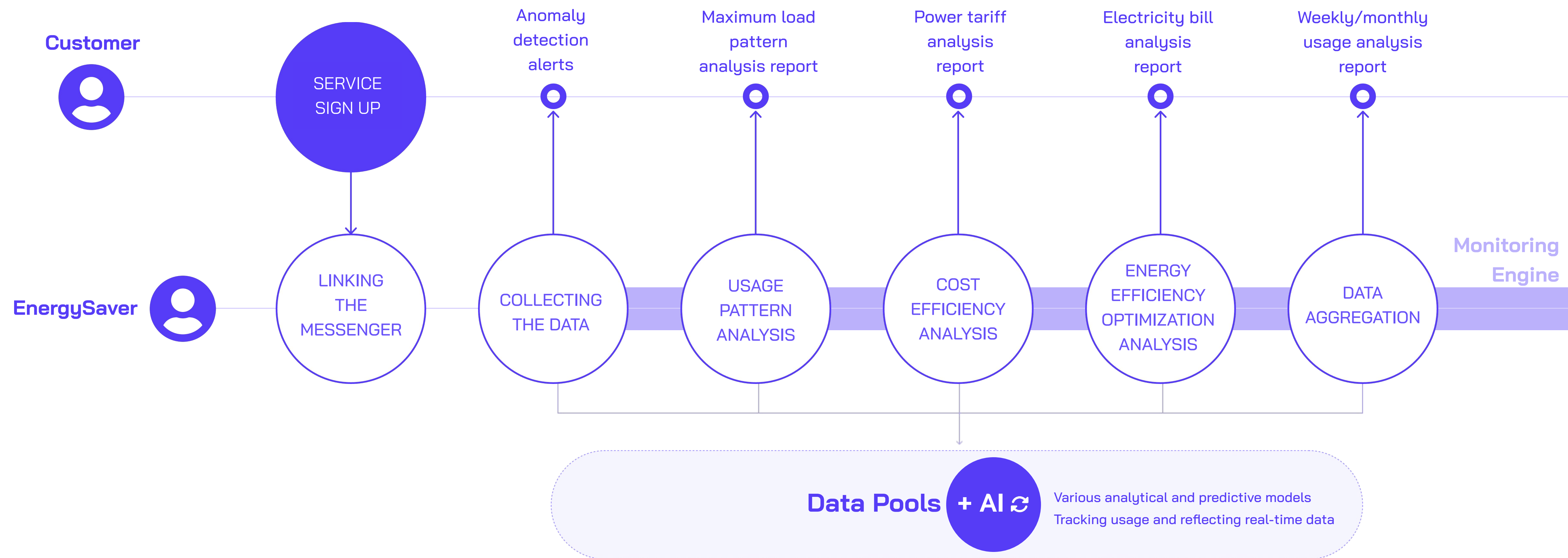
Customer,  
You are currently using 80% of allowable power usage.  
Please reduce your electricity usage to avoid a surcharge!

Allowable Power Usage: 150 kW (February 2024) ■ Current Consumption: 123 kW ■ Notification Date: August 16, 2024

[Please be cautious] If the maximum load exceeds the allowable power usage, it will be reflected in the allowable power for this month or the following year, which may result in an increase in the basic electricity fee.

# Simplifying complex and challenging energy issues

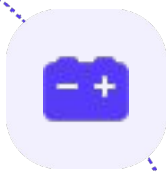
Simply sign up, and we'll take care of the complex data analysis for you.





# Building a Life of Abundant Energy Together.

Individually and collectively,  
the XVPP product line connects and evolves continuously.



## XVPP BESS Ops X EnergySaver

- Anomaly detection and operation schedule notifications for BESS.
- Subscription to performance analysis reports for BESS operations



## XVPP Solar Ops X EnergySaver

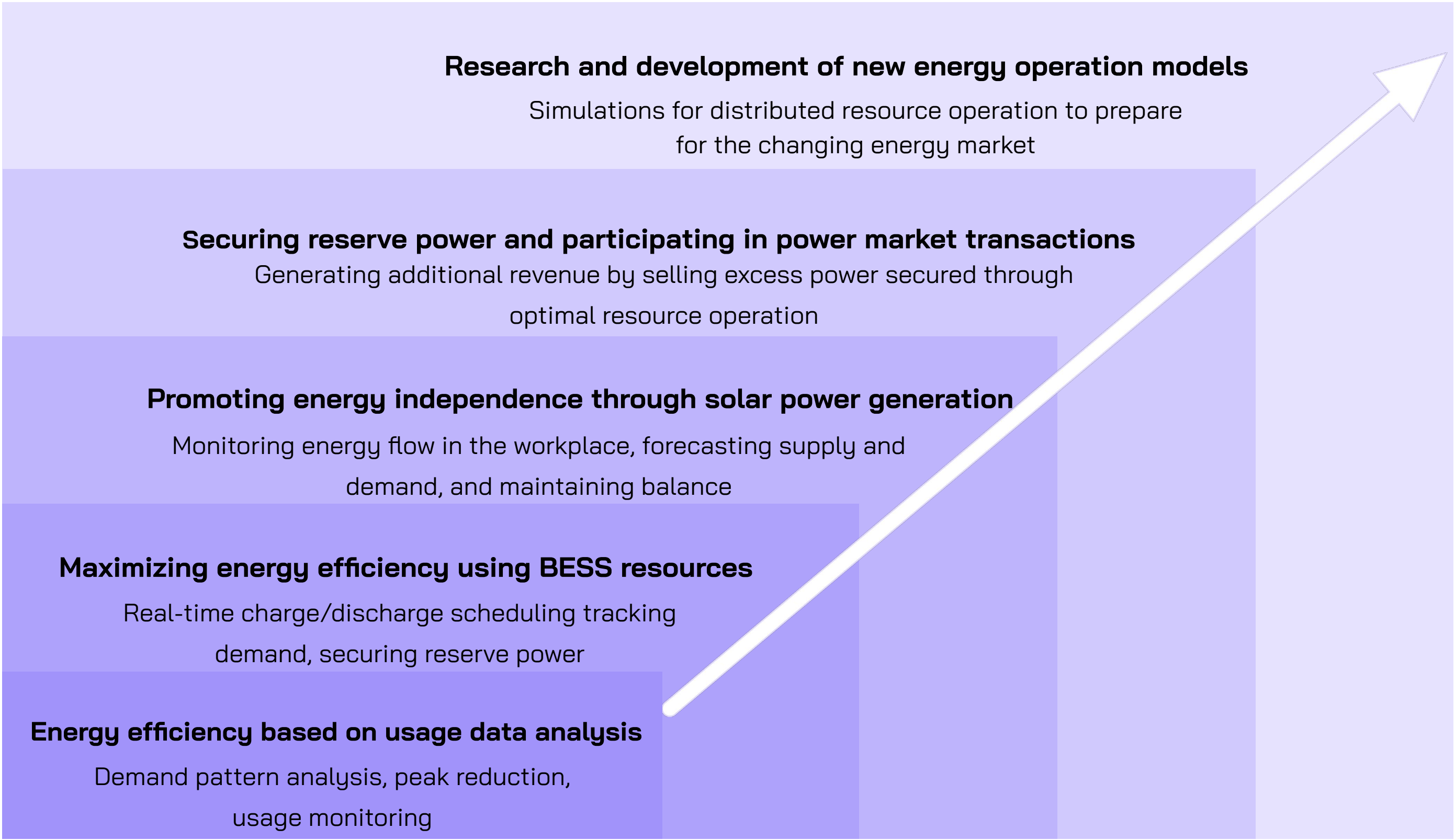
- Solar power generation monitoring and anomaly detection notifications
- Subscription to daily/weekly/monthly generation performance analysis reports



## XVPP Amadeus X EnergySaver

- Self-DR schedule notifications
- Proposing simulations for distributed energy resource operation

## XVPP EnergySaver Development Roadmap





Premium Energy Service

# XVPP EnergySaver

X BESS X Solar Ops

Maximize energy efficiency  
by connecting batteries and photovoltaic resources





Premium service customer analysis

# Advanced institutions such as general hospitals

We help alleviate the financial burden of high energy costs caused by soaring prices, fluctuating exchange rates, rising interest rates, and increasing electricity bills




Open 24/7 year-round

HVAC and life support systems remain operational, ensuring a stable power supply even during emergencies like blackouts.

Ensure Safe Care with Diverse Equipment

Utilize high-power medical and surgical equipment, and maintain the operating infrastructure for various medical devices.



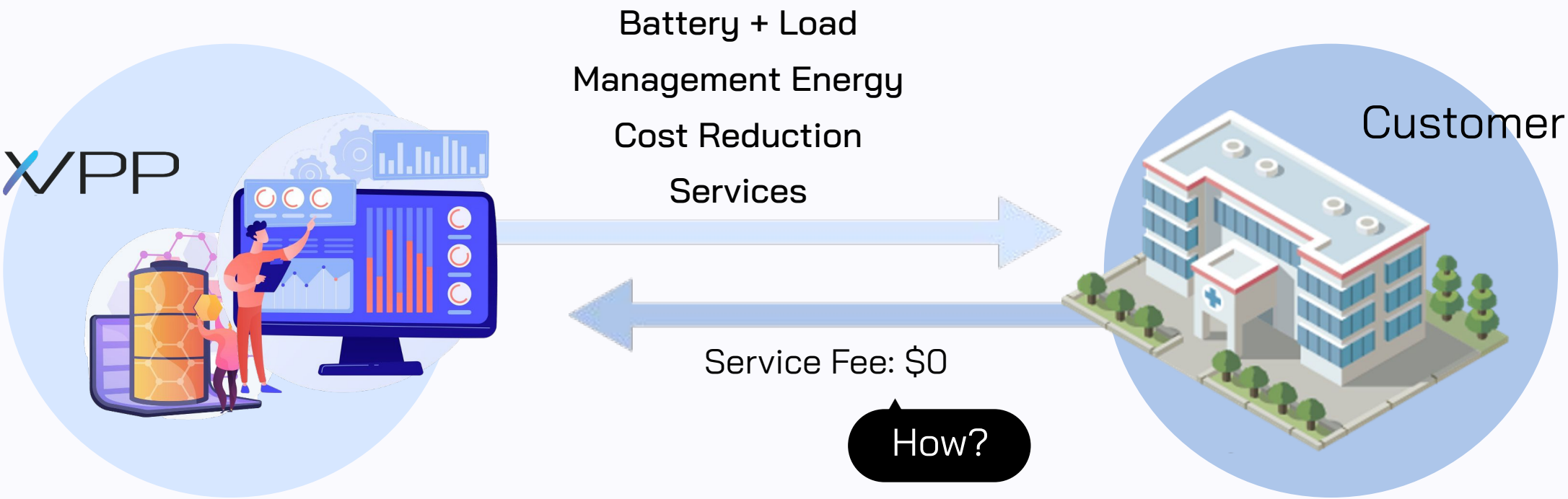
## ENERGY COST PRESSURE

High prices, elevated interest rates, and increasing electricity bills  
Limited budget for investments in energy infrastructure



Service Recommendation:  
Guaranteed Electricity Bill  
Reduction Rate (%)!

You can reduce your electricity bills without incurring any additional costs



# What is Guaranteed Electricity Bill Reduction Rate (%)?

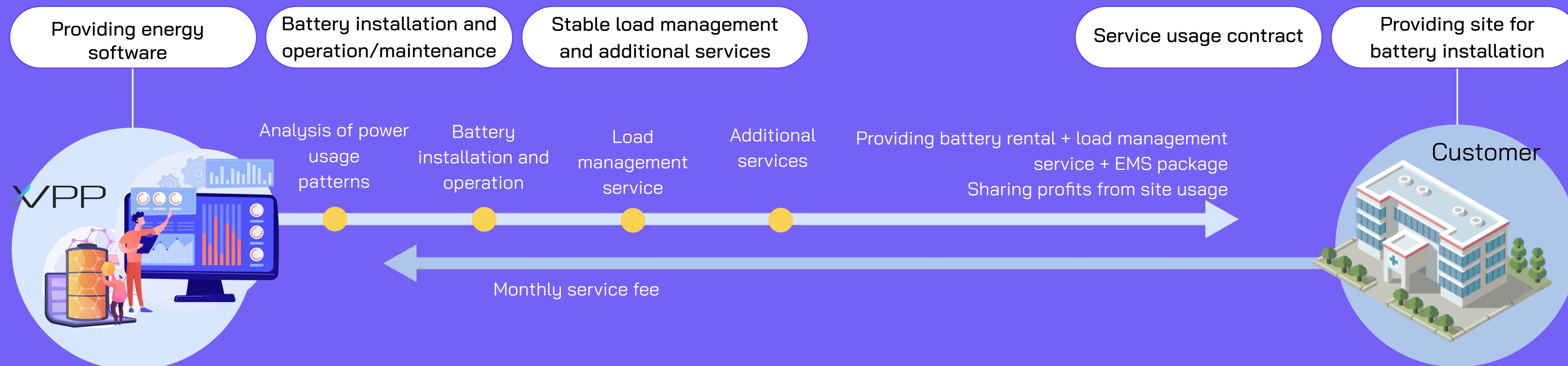
- ⚡ Regardless of the actual savings, we guarantee a percentage reduction in your electricity bill
- ⚡ We also offer discounts on service fees by providing suitable locations within the facility for rental battery installation
- ⚡ The monthly service fee is deducted from your energy cost savings, resulting in no actual additional costs

Minimize initial high investment risks with rental batteries

300 kWh to 1 MWh based on load analysis results

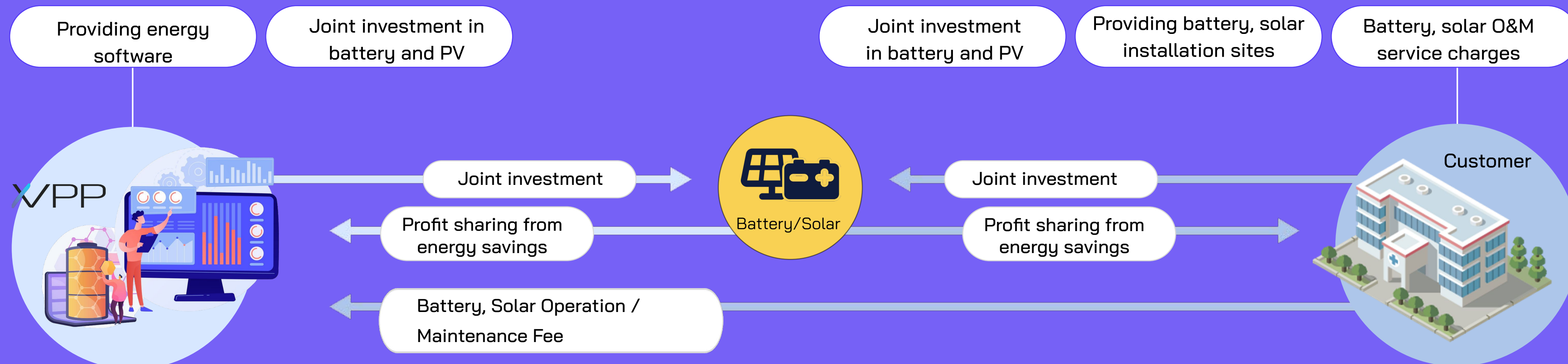
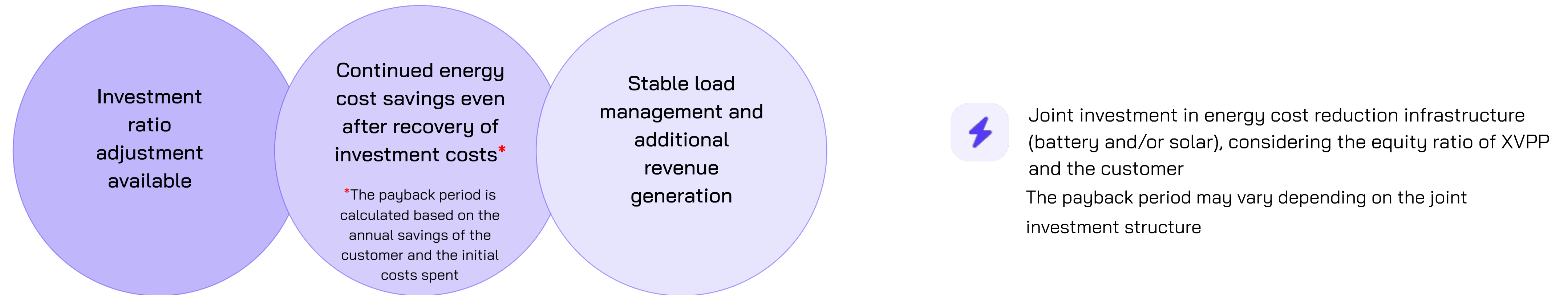
Enjoy guaranteed savings on electricity rates

Benefit from reliable load management and opportunities for additional revenue generation.





# Co-Equity Investment and Profit Sharing Model



# Service Delivery Process



Deciding on the service package level after analyzing the energy use pattern (2-3 months)



Ensuring energy cost reduction through AI-driven load optimization and battery usage



## Pilot Project Charges

Differential agreement is made based on the number/complexity of managed facilities and the amount of power used in the PoC site

## Commercial service charge

The basic service fee plus the savings commission is calculated based on the energy costs saved through the service.

No additional costs!

# Service Implementation Benefits

Reduce energy costs, stable energy supply, and integrated management of energy resources

Maximize cost savings by installing distributed resources such as batteries and solar power

Leverage AI-powered energy management to minimize additional energy costs


Significantly Reduce Energy Costs by Lowering Peak Demand and Contract Capacity for Distributed Resources

AI-Based Load Optimization:  
Reduces Basic Energy Costs

+

**AI-Driven Automatic Integration and Portfolio Optimization:**  
Enhances Infrastructure for New Energy Resources such as Solar, Batteries, Electric Vehicles, and Charging Infrastructure, Leading to Reduced Additional Energy Costs

Average  
**15%**



Energy Integration Monitoring and AI-Based Advanced System Operation Ensure a Stable Energy Supply

Integrated management of energy resources within facilities, including air conditioning, electric vehicle infrastructure, emergency generators, and distributed power supplies

Comprehensive resource monitoring dashboard that incorporates existing ICT infrastructure within the facility.

Real-time response to emergency situations by organizing and managing a portfolio of available resources using AI.

Ensuring stable energy supply even in emergencies

Providing integrated monitoring of existing infrastructure and energy resources



# Get Started: Your Energy Secretary at Your Fingertips

 X/PP EnergySaver

## WEBSITE


[www.eipgrid.com](http://www.eipgrid.com)

## EMAIL

[contact@eipgrid.com](mailto:contact@eipgrid.com)

## SERVICE INQUIRY

[www.eipgrid.com/contact](http://www.eipgrid.com/contact)





## Appendix

High level project plan and  
requirements



# Pilot Project Phases and Requirements (sample)

Phase	Step	Lead Party / Supporting Party	Requirements
1. Pilot Site selection	1.1. Available site list up 1.2. Site review : <ul style="list-style-type: none"> <li>Contract capacity</li> <li>Data accessibility</li> <li>Compliance with laws and building codes</li> <li>Existing energy management system compatibility assessment</li> </ul> 1.3. Site selection (recommended contract capacity : > 500 kW) 1.4. Project task force establishment	Lead Party : Client Supporting Party : EIPGRID	<ul style="list-style-type: none"> <li>Site contract capacity information</li> <li>Power bill information</li> <li>Metering data access information (Y/N)</li> <li>Applicable laws and building codes availability</li> <li>Existing EMS specifications</li> </ul>
2. Pilot project running	2.1. Data access establishment (API matching or additional metering device installation and interfacing) 2.2. Load data analysis : <ul style="list-style-type: none"> <li>Load disaggregation</li> <li>Load flexibility potential assessment</li> <li>Baseline calculation</li> </ul> 2.3. Optimized load profile calculation 2.4. Optimized load implementation (manually by default) 2.5. Optimized load data acquisition and analysis 2.6. PoC report generation and sharing	Lead Party : EIPGRID Supporting Party : Client	<ul style="list-style-type: none"> <li>Metering data access (API or via additional H/W installation)</li> <li>Cloud infrastructure establishment (Korea cloud infra recommended for PoC)</li> </ul>
3. Proof of concept results review	3.0. Assessment of energy savings impacts on operations 3.1. Scalability assessment (additional load savings, deployment to multiple sites, DER investments, etc.) 3.2. Commercial scale solution design 3.3. Commercial scale cost / savings potential assessment	Lead Party : EIPGRID Supporting Party : Client	
4. Commercial phase design	4.1. Additional sites selection 4.2. Commercial phase cost / scale calculation	Lead Party : Client Supporting Party : EIPGRID	

# Commercial Project Phases and Requirements (sample)

Phase	Step	Lead Party / Supporting Party	Requirements / Details
1. Scoping and Contracting	1.1. Statement of Work draft	Lead : Client	<ul style="list-style-type: none"> <li>- Contract capacity information</li> <li>- Power bill information</li> </ul>
	1.2. Service Agreement draft and review	Support: EIPGRID	
	1.3. Service Agreement signage		
2. Service readiness	2.1. Additional H/W procurement	Lead : Client Support: EIPGRID	- Metering IoT and/or Load control IoT (X00 USD ballpark cost)
	2.2. Additional H/W installation and testing	Lead : Client Support: EIPGRID	- On-site person in charge on client side
	2.3. Cloud infrastructure setup and configuration	Lead : EIPGRID Support : Client	- Project country or region infra setup recommended (X000 USD ballpark annual cost)
3. Service start	3.1. Staff training	Lead : EIPGRID Support : Client	- Administrator and operator designated roles on client's side
4. Service Operation & Maintenance	Monitoring, Evaluation, Continuous improvement	Lead : Client Support : EIPGRID	